



fabuwood®

2025

Contents

4	Q12	40	Nexus
10	Warranty	44	Fusion
12	<i>Illume Series</i>	48	<i>Value Premium</i>
14	Catalina	50	Hallmark
20	Tuscany	52	<i>Quest Series</i>
24	<i>Allure Series</i>	52	Metro
26	Luna	54	Discovery
30	Onyx	56	<i>Customization Capabilities</i>
34	Galaxy		



At Fabuwood, we create kitchens that make you feel at home.

Cabinets play a pivotal role in orchestrating the flow of your kitchen design. Offering a seamless balance of functionality, endurance and poise, Fabuwood cabinets are built to withstand the test of time. Each door style embodies a distinct character and vibe that's unique to your personality and what you stand

for. Featuring cabinets in a great combination of style, selection and price, Fabuwood invites a welcoming sense of comfort and luxury to the space that's central to your life. Go ahead and explore our wide variety of cabinets styles, materials and finishes, and discover the one that perfectly captures the heart of your home.



Q12TM

QUALITY REDEFINED

Design is so much more than appearance alone. How are quality cabinets truly defined? After performing a thorough analysis alongside industry professionals, the definition of quality cabinets has been narrowed down to twelve unique attributes. Collectively, these twelve simple but significant pillars have been given an even simpler name - Quality 12. A Q12 cabinet encompasses 12 facets that together make up a superior product.



Q1 Element Sourcing

CAREFULLY SELECTED ELEMENTS

To ensure the absolute integrity of our product, each element is carefully selected. We start by choosing only "Grade-A" materials and make no compromises along the way.



Q2 Finishing Process

PRO TOUCH TECHNIQUES

Our Allure and Illume cabinets offer high-end finishes that are as beautiful as they are durable and practical. Fabuwood's distinctive pro-touch techniques allow for a sustainable and resilient cabinet finish that is not only easy to clean but will retain its beautiful luster for years.



Q3 Build Techniques

ADVANCED CONSTRUCTION

Our Allure Dovetail and Illume Threespine® construction methods are superior, innovative, and built for a lifetime of use. Our attention to detail, coupled with advanced construction techniques, means a long lasting, superior quality cabinet every time.



Q4 Structural Integrity

ANTI-WARP STRUCTURES

All our cabinets are engineered in a way that eliminates warping, ensuring the cabinets hold up against elemental pressures. Crafted to perfection, every detailed component is created with unflinching durability. Each cabinet we produce is held to a high standard, ensuring long-lasting reliability.



Q5 Load Capacity

METAL SHELF CLIPS

To maintain a maximum level of stability that preserves a shelf's longevity, these metal shelf clips assure sturdiness and durability. With this feature, your shelves are sure to stand the test of time.



Q6 Back Stability

TOUGH BACK BUILDS

For superior structural longevity, the back builds on the Allure and Illume series are built tough and easy to install. Our rigorous pressure testing guarantees that our products won't give in.



Q7 Surface Usability

FLUSH FIT

To achieve an attractive appearance that is convenient and practical, our Q12 cabinets are built with a flush fit to ensure smooth surfaces and easy in-and-out access.



Q8 Interior Refinement

UNIQUE INTERIORS

The interior finish of our cabinets is as important as the exterior. Fabuwood offers high end, unique interior finishes for a clean and sophisticated look.



Q9 One-click Install

ONE-CLICK INSTALLATION

In addition to our soft-close action feature, the cutting-edge Blum Compact Clip Hinge allows for lightning-fast one-click installation and release.



Q10 Glide Velocity

FLUID FULL-EXTENSION

Our cabinets are built with smooth full-extension glides to guarantee an enhanced running action that maximizes its storage to full capacity. Fabuwood manufactures its cabinets with Blum's tandem plus runners and soft-closing technology, utilizing space while also preventing damage and deterioration.



Q11 Drawer Leveling

EZ LEVEL DRAWER FRONTS

On both framed and frameless products, to achieve an aesthetically graceful balance and ensure proper drawer alignment and function, our cabinets use an effortless system, utilizing a degree of mechanical precision for installing perfectly positioned drawer faces.



Q12 Lifetime Warranty

LIMITED LIFETIME WARRANTY

Our integrity-defining limited lifetime warranty is our commitment to quality and excellence. The warranty reflects our pledge to always back our cabinets while delivering an immaculate product. With precise crafting techniques, Q12 cabinets are poised for a lifetime of use.



*Our acclaimed Q12[®] cabinets
are now backed by
Limited Lifetime Warranty*

Our new Limited Lifetime Warranty reflects our commitment to excellence and uncompromising quality. Like our Q12[®] certification, the warranty confirms our pledge to our customers and our products, bringing you the best in the industry.

The Limited Lifetime Warranty is available for Allure, Illume, Value Premium, and Quest series cabinets.







Catalina


Signature:




Bianco Gloss



Grigio Gloss



Bianco Matte



Carbone Matte


- ◆ Full overlay MDF slab door and drawer front
- ◆ BLUM Tandembox Deluxe Metal Drawer System with Pearl Grey Interior
- ◆ BLUM Concealed Clip-On Hinges with BLUMOTION Soft-Close and Quick-Release Technology. Hinges are six-way adjustable.
- ◆ Tandem plus Blumotion full extension concealed drawer runners
- ◆ Frameless Box with Cutting-Edge Threespine® Click Technology
- ◆ White Linen textured Laminate interior
- ◆ 3/4" Engineered Furniture Board (EFB) shelves edge-banded in White Linen textured laminate
- ◆ Adjustable furniture feet included with Base & Tall Cabinets for easy leveling during installation
- ◆ **NEW!** Limited Lifetime Warranty



Muratti 4
NEW



Nocce 3
NEW



Olmo 3
NEW



Muratti 1
NEW



Como Ash 2
NEW

Catalina Designer Collection

TEXTURED



Nocce 1



Ida 1



Ida 2



Frappe 1



Como Ash 1



Rosales 1



Rosales 2



Rosales 3



Ice Cream 1



Woodline 1



Woodline 3



Woodline 4

GLOSS



Blanco



Cashmere




Gris Nube



Textil Plata



Metallo 1



Metallo 4



Olivo



Euroline



Guayana



Black



Azul Indigo



Agua Marina




Azul Marino

MATTE



Blanco




Cashmere



Gris Plomo



Antracita




Basalto



Verde Salvia



Black



Azul Indigo



Agua Marina



Azul Marino





Tuscany Designer Collection



Muratti 1



Muratti 4



Nocce 3



Olmo 3



Como Ash 2

- ◆ Full overlay 5-Piece Door & matching 5-Piece Drawer Fronts
- ◆ BLUM Tandembox Deluxe Metal Drawer System with Pearl Grey Interior
- ◆ BLUM Concealed Clip-On Hinges with BLUMOTION Soft-Close and Quick-Release Technology. Hinges are six-way adjustable.
- ◆ Tandem plus Blumotion full extension concealed drawer runners
- ◆ Frameless Box with Cutting-Edge Threespine® Click Technology
- ◆ White Linen textured Laminate interior
- ◆ 3/4" Engineered Furniture Board (EFB) shelves edge-banded in White Linen textured laminate
- ◆ Adjustable furniture feet included with Base & Tall Cabinets for easy leveling during installation
- ◆ **NEW!** Limited Lifetime Warranty

TEXTURED



Nocce 1



Ida 1



Ida 2



Frappe 1



Rosales 1



Rosales 2



Rosales 3



Woodline 1




Woodline 3




Como Ash 1


MATTE



Blanco



Cashmere




Antracita




Basalto



Verde Salvia



Azul Marino



Azul Indigo

Tuscany Designer Collection

TEXTURED



Nocce 1



Ida 1



Ida 2



Frappe 1



Rosales 1



Rosales 2



Rosales 3



Woodline 1




Woodline 3




Como Ash 1


MATTE



Blanco




Cashmere




Antracita




Basalto



Verde Salvia



Azul Marino



Azul Indigo







Luna

Signature:



Desert oak
NEW



Timber



Kona



Indigo

- ◆ Full overlay door with mortise & tenon construction and applied molding detail
- ◆ 5-pc. recessed drawer front
- ◆ 5/8" solid wood drawer box with dovetail construction
- ◆ Blum Compact Clip (Model# 31C3355B.20) Concealed Hinges with Quick-Release Technology and Blumotion Soft-close. Hinges are 6-way Adjustable
- ◆ Tandem plus Blumotion (model #563H) full extension concealed drawer runners
- ◆ 1/2" select veneer plywood construction
- ◆ Natural finished interior
- ◆ 3/4" select veneer plywood adjustable shelves edge-banded in natural finish
- ◆ Face frame and end panels attached with dovetail construction
- ◆ **NEW!** Limited Lifetime Warranty



Dove

Luna


Signature Select:



Frost



Nickel



Linen



Oyster



Stone

Designer Collection:



Pistachio Green
NEW




Sage Green




Hunter Green



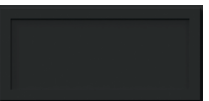
Cloud White



Denim Blue



Graphite Black
NEW




Pitch Black




Cabernet Red
NEW



Forest Green
NEW



Macadamia Beige
NEW



Mint Green
NEW



Orchid Purple
NEW







Onyx

Signature:



Cobblestone



Horizon



Frost

- ◆ Full overlay door with mortise & tenon construction
- ◆ 5-pc. recessed drawer front
- ◆ 5/8" solid wood drawer box with dovetail construction
- ◆ Blum Compact Clip (Model# 31C3355B.20) Concealed Hinges with Quick-Release Technology and Blumotion Soft-close. Hinges are 6-way Adjustable
- ◆ Tandem plus Blumotion (model #563H) full extension concealed drawer runners
- ◆ 1/2" select veneer plywood construction
- ◆ Natural finished interior
- ◆ 3/4" select veneer plywood adjustable shelve-edge-banded in natural finish
- ◆ Face frame and end panels attached with dovetail construction
- ◆ **NEW!** Limited Lifetime Warranty


Signature Select:



Oyster




Stone




Indigo



Dove



Nickel



Linen

Designer Collection:



Pistachio Green
NEW



Sage Green



Hunter Green




Cloud White



Denim Blue



Graphite Black
NEW




Pitch Black




Cabernet Red
NEW




Forest Green
NEW



Macadamia Beige
NEW



Mint Green
NEW



Orchid Purple
NEW





Galaxy

Signature:



Desert Oak
NEW



Mocha
NEW



Timber



Cobblestone

- ◆ Full overlay door with mortise & tenon construction
- ◆ 5-pc. recessed drawer front
- ◆ 5/8" solid wood drawer box with dovetail construction
- ◆ Blum Compact Clip (Model# 31C3355B.20) Concealed Hinges with Quick-Release Technology and Blumotion Soft-close. Hinges are 6-way Adjustable
- ◆ Tandem plus Blumotion (model #563H) full extension concealed drawer runners
- ◆ 1/2" select veneer plywood construction
- ◆ Natural finished interior
- ◆ 3/4" select veneer plywood adjustable shelves edge=banded in natural finish
- ◆ Face frame and end panels attached with dovetail construction
- ◆ **NEW!** Limited Lifetime Warranty



Indigo



Frost



Nickel



Linen



Horizon



Dove

Galaxy

Signature Select:



Oyster




Stone

Designer Collection:



Pistachio Green
NEW



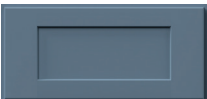
Sage Green



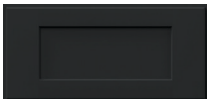
Hunter Green



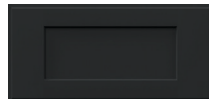
Cloud White



Denim Blue



Graphite Black
NEW



Pitch Black




Cabernet Red
NEW



Forest Green
NEW



Macadamia Beige
NEW



Mint Green
NEW



Orchid Purple
NEW







Nexus

Signature:



Frost

- ◆ Solid wood door frames with 3/8" MDF center panel
- ◆ 5-pc. recessed drawer front
- ◆ 5/8" solid wood drawer box with dovetail construction
- ◆ Blum Compact Clip (Model# 31C3355B.20) Concealed Hinges with Quick-Release Technology and Blumotion Soft-close. Hinges are 6-way Adjustable
- ◆ Tandem plus Blumotion (model #563H) full extension concealed drawer runners
- ◆ 1/2" select veneer plywood construction
- ◆ Natural finished interior
- ◆ 3/4" select veneer plywood adjustable shelves edge-banded in natural finish
- ◆ Face frame and end panels attached with dovetail construction
- ◆ **NEW!** Limited Lifetime Warranty

Signature Select:



Indigo



Nickel



Linen



Oyster



Stone



Dove

Designer Collection:



Pistachio Green
NEW



Sage Green



Hunter Green




Cloud White



Denim Blue



Graphite Black
NEW



Pitch Black



Cabernet Red
NEW



Forest Green
NEW



Macadamia Beige
NEW



Mint Green
NEW



Orchid Purple
NEW





Fusion

Signature:



Timber
NEW



Dove



Kona



Nickel

- ◆ Solid wood door frames with 3/8" MDF center panel
- ◆ 5-pc. recessed drawer front
- ◆ 5/8" solid wood drawer box with dovetail construction
- ◆ Blum Compact Clip (Model# 31C3355B.20) Concealed Hinges with Quick-Release Technology and Blumotion Soft-close. Hinges are 6-way Adjustable
- ◆ Tandem plus Blumotion (model #563H) full extension concealed drawer runners
- ◆ 1/2" select veneer plywood construction
- ◆ Natural finished interior
- ◆ 3/4" select veneer plywood adjustable shelves edge-banded in natural finish
- ◆ Face frame and end panels attached with dovetail construction
- ◆ **NEW!** Limited Lifetime Warranty




Oyster



Stone

Fusion


Signature Select:



Indigo



Frost



Linen

Designer Collection:



Pistachio Green
NEW



Sage Green




Hunter Green



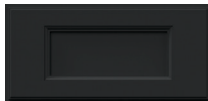
Cloud White



Denim Blue



Graphite Black
NEW




Pitch Black



Cabernet Red
NEW




Forest Green
NEW



Macadamia Beige
NEW



Mint Green
NEW



Orchid Purple
NEW







Hallmark



Frost

- ◆ Full overlay door on base cabinets with modified overlay on wall cabinets.
- ◆ Solid wood door and drawer front frames are mortise & tenon construction
- ◆ Veneer raised panel door captured into solid wood rails
- ◆ 5-pc. recessed panel drawer front
- ◆ 5/8" solid wood drawer box with dovetail construction
- ◆ Compact Blumotion (model #39C355B.20) soft-close mechanism integrated in concealed six-way adjustable hinges
- ◆ Tandem plus Blumotion (model #563H) full extension concealed drawer runners
- ◆ 1/2" select veneer plywood construction
- ◆ Natural finished interior
- ◆ 5/8" select veneer plywood adjustable shelves edge-banded in natural finish
- ◆ **NEW!** Limited Lifetime Warranty



Value Premium

Metro



Java



Mist



Frost

- ◆ Traditional overlay door with mortise & tenon construction
- ◆ MDF covered veneer center panel captured into solid wood rails
- ◆ 5-pc. drawer fronts
- ◆ 5/8" solid wood drawer box with dovetail construction
- ◆ Compact Blumotion (model #38N355B.06) soft-close mechanism integrated in concealed six-way adjustable hinges
- ◆ Tandem plus Blumotion (model #554H5330B01) 80% extension concealed drawer runners
- ◆ 1/2" select veneer plywood construction
- ◆ Natural finished interior
- ◆ 5/8" select veneer plywood adjustable shelves edge-banded in natural finish
- ◆ **NEW!** Limited Lifetime Warranty



Quest

Discovery



Frost

- ◆ Traditional overlay door with mortise & tenon construction
- ◆ Veneer recessed panel captured into solid wood rails
- ◆ 5-pc. drawer fronts
- ◆ 5/8" solid wood drawer box with dovetail construction
- ◆ Compact Blumotion (model #38N355B.06) soft-close mechanism integrated in concealed six-way adjustable hinges
- ◆ Tandem plus Blumotion (model #554H5330B01) 80% extension concealed drawer runners
- ◆ 1/2" select veneer plywood construction
- ◆ Natural finished interior
- ◆ 5/8" select veneer plywood adjustable shelves edge-banded in natural finish
- ◆ **NEW!** Limited Lifetime Warranty




Quest

Endless Customization *Capabilities*

As the leader in semi-custom cabinetry, we offer expertly crafted customizations that will make every room in your home uniquely you. Our custom sized doors and cabinets, inserts, pullouts, and custom colors are just a few of our customizations that are crafted to your exact requirements, setting the standard for the exceptional home. With our cutting-edge design and endless possibilities, your ideal home awaits.

- 1 Kitchen Hood
- 2 Bedroom Closet with Multiple Drawers
- 3 Tall Pantry with Broom Storage
- 4 Vanity with Open Shelves
- 5 Vanity Tower with Towel Racks
- 6 Vanity Platform





1

2

3

5



Fusion Dove/Hunter Green Kitchen

- 1 Wall Cabinet with finished interior, increased depth and glass doors
- 2 Signature Hood with custom finishing
- 3 Custom Open Shelf Cabinet
- 4 Wall Cabinet with decreased depth
- 5 Customized 4-Drawer Base with Cutlery Divider
- 6 Base Cabinet with Utensil Divider, Cutlery Divider and Roll-Out Drawer



4

3

2

1

Catalina Bianco Gloss/ Grigio Gloss & Carbone Matte Kitchen

- 1 Custom-size Wall Appliance Cabinet
- 2 Custom-size Open Shelf Cabinet
- 3 Lift-Up Cabinet with decreased depth
- 4 Lift-Up Cabinets with increased depth
- 5 Custom Open Shelf Cabinet
- 6 Custom Drawer Base Cabinet with fixed shelf





ICC
ES®



*Limited Lifetime Warranty is applicable to the Allure, Illume, Value Premium, & Quest series cabinets only.

🌱 At Fabuwood, we prioritize sustainability through energy efficiency, waste reduction, and eco-friendly practices, creating a healthier environment for our employees, customers, and community.

2025 Fabuwood Cabinetry Corp. All Rights Reserved.

